

PLEASE READ

Thanks so much for downloading this printable! A quick note before you dive in:

Copyright

This file is for personal use only. Please don't share, sell, or redistribute it. If someone else would like a copy, send them to www.jasmineandthelittles.blog to download their own.

Questions?

Need help or have a question? Feel free to email me at inquiry@jasmineandthelittles.com or visit my site: www.jasmineandthelittles.blog Thanks again! You're doing great 

Jasmine &
THE LITTLES

Note about fonts:

You'll notice that this printable set includes both single-story and double-story versions of the lowercase "a" and "g". The double-story forms (the "fancy" ones you see in older books and most printed texts) are commonly found in traditional fonts like those used in storybooks, newspapers, and classic literature.

While children are typically taught the single-story versions first—especially in handwriting—exposing them to the double-story forms early on can help prevent confusion when they begin reading books with more traditional fonts.

Feel free to use the versions that make the most sense for your child's current stage, but I've included both to support long-term reading recognition and familiarity.



A

a

B



b



A large, bold, green uppercase letter 'D' is centered on the left page. The letter has a thick stroke and a rounded top and bottom.A large, bold, green lowercase letter 'd' is centered on the right page. The letter has a thick stroke, a rounded bottom, and a vertical stem that ends in a small hook.


E


e

A large, bold, blue uppercase letter 'F' is centered on the left page. The letter has a thick vertical stem and two horizontal bars at the top and middle, all with rounded ends.A large, bold, blue lowercase letter 'f' is centered on the right page. The letter has a thick vertical stem, a horizontal crossbar, and a curved top that loops back to the right, all with rounded ends.

G


g


A large, bold, green uppercase letter 'H' is centered in the left panel. It has a simple, rounded design with thick strokes.A large, bold, green lowercase letter 'h' is centered in the right panel. It has a simple, rounded design with thick strokes, matching the style of the uppercase 'H'.



J

j





A large, bold, red uppercase letter 'M' is centered in the left panel. The letter has a thick, rounded stroke and is set against a light gray background.



© Jasmine and The Littles

A large, bold, red lowercase letter 'm' is centered in the right panel. The letter has a thick, rounded stroke and is set against a light gray background.

© Jasmine and The Littles

N

n




P

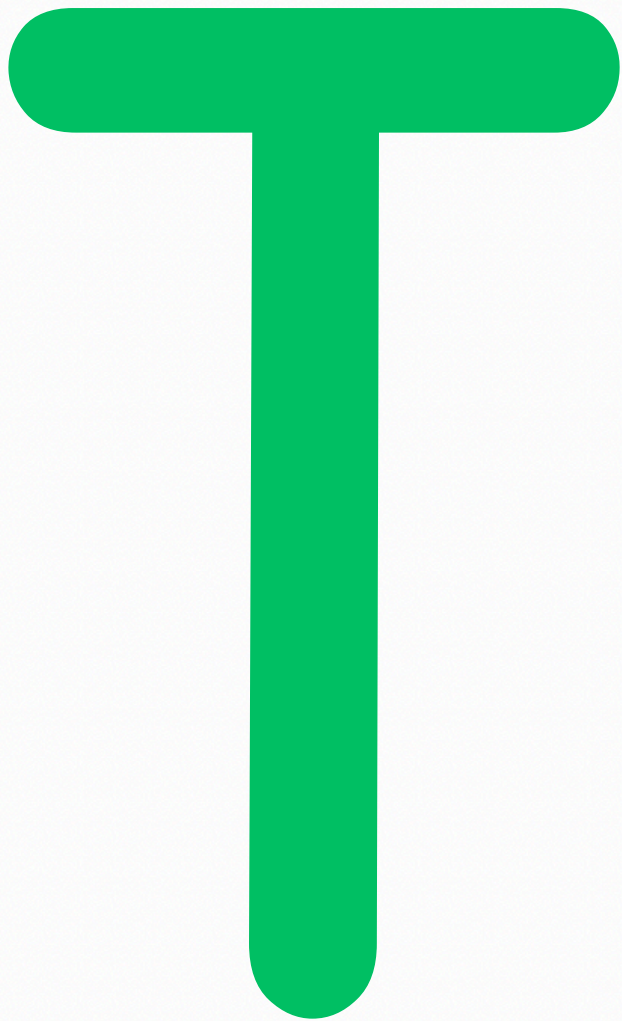
p


Q

q

A large, bold, blue uppercase letter 'R' is centered on the left page. The letter has a thick vertical stem and a curved top that extends to the right and then curves back down to meet the stem.A large, bold, blue lowercase letter 'r' is centered on the right page. The letter has a thick vertical stem and a curved top that extends to the right and then curves back down to meet the stem.

A large, bold, orange uppercase letter 'S' is centered on a light gray background. The letter is thick and has a smooth, rounded shape.A large, bold, orange lowercase letter 's' is centered on a light gray background. The letter is thick and has a smooth, rounded shape, similar to the uppercase version but smaller in scale.



A large, bold, red uppercase letter 'U' is centered in the left panel. The letter is thick and has rounded ends.A large, bold, red lowercase letter 'u' is centered in the right panel. The letter is thick and has rounded ends.



© Jasmine and The Littles



© Jasmine and The Littles



© Jasmine and The Littles



© Jasmine and The Littles





© Jasmine and The Littles



© Jasmine and The Littles

Z

z

a

g